




### Features:

- Designed for harsh environments (high shock/vibration)
- Glass capillary alignment mechanism enables reduced insertion loss (1.0 dB at 850nm)
- Field use and cable repair accomplished quickly and only requires a kit and a power cord
- Rated operation  $-55^{\circ}\text{C}$  to  $+105^{\circ}\text{C}$ , 95% non-condensing humidity
- Internal temperature and moisture coupon options available
- Supports 1.7 to 2.2mm multimode jacketed fiber cable types
- Supports ARINC 802 compliant fiber optic cable types
- Each product is individually serialized and laser engraved with custom marking options
- Termination kit (available separately) includes all materials required to install and test cable
- U.S. Patent 10,761,268



**SpliceWORKS is ideal for repairing cables in rugged environments, offering a simple, safe, and inexpensive solution**



COMMERCIAL AEROSPACE




MILITARY AEROSPACE



MILITARY TACTICAL



SUBSEA NETWORKING



RADAR & SENSING



OIL & EXPLORATION

### General Description

SpliceWORKS™ is a rugged mechanical splice for harsh environments, where the removal of the fiber cable is not an option, to repair a break. An on-site repair can be accomplished in less than an hour when used with the field deployable kit, which includes the equipment and material to perform the splice. The resulting splice has a pull-force rating equivalent to OEM cable construction, eliminating the splice as a weak or non-compliant point in the cable.

### General Specifications

#### Mechanical Specifications

- Metal construction case in line with MIL-PRF-24623/7
- Patent pending design relieves stress near splice
- 1.7 to 2.2mm jacketed fiber cable-supported
- Secures cable strength members to SpliceWORKS body
- Cable retention force to exceed 12lbf per EIA 364-38B
- Less than 14 grams in weight

#### Configuration Specifications

- Each product is individually serialized
- Field ready kits available in packs of 2 and 10

#### Environmental Specifications

- Temperature range:  $-55^{\circ}\text{C}$  to  $+105^{\circ}\text{C}$
- Humidity range: 95% non-condensing humidity
- Complies with TIA-455-14 (300g, 3ms), mechanical shock testing
- Complies with TIA-455-11, mechanical vibration testing

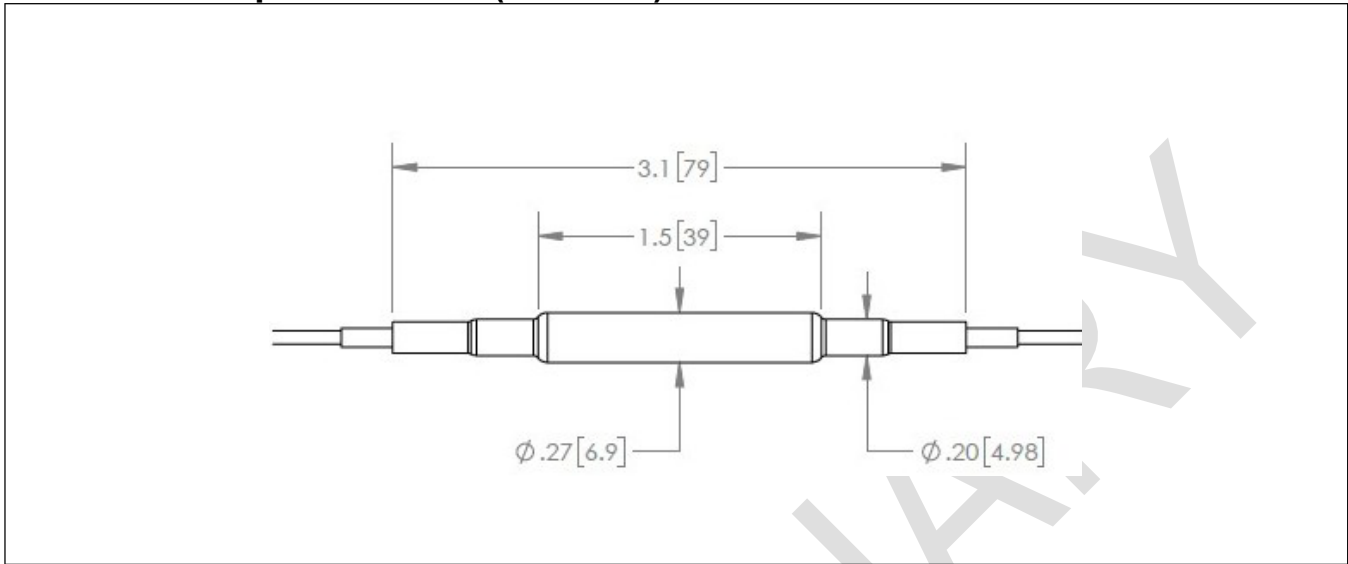
#### Agency/Safety Specifications

- RoHS 6/6 compliant





### Mechanical Specifications (Installed):



### Installation Guidelines

- Installation temperature: 20°C to 70°C
- Operating temperature: -55°C to 105°C
- Typical processing time is under thirty (30) minutes
- Field test kit includes Power Meter, Light Source, and portable cable retention force tester
- Field test kit includes all tools needed to install the splice including UV Light and safety goggles
- Factory made and tested half-ends of cables available at standard lengths using typical fiber found in today's commercial and military aircraft.
- Templates available to help cut the defective area of the installed cable to the correct length with the splice.

### Ordering Information

RMS	-X	-X	-X	-X
	<b>Fiber Core/ Cladding</b>	<b>UV Epoxy Fill Option</b>	<b>Cable Construction</b>	<b>Splice Material</b>
Rugged Mechanical Splice	1: 62.5/125 $\mu$ m 2: 50/125 $\mu$ m 3: 100/140 $\mu$ m 4: 9/125 $\mu$ m 5: 5.8/125 $\mu$ m 6: 100/140/174 $\mu$ m	1: Prefilled with Index Matching UV Epoxy  2: Index Matching UV Epoxy Provided Separately	1: 1.8- 2.0mm Jacketed Loose/ Semi-Loose Construction Fiber Cable  2: 1.2mm Jacketed Loose/ Semi-Loose Construction Fiber Cable  3: 900 $\mu$ m Buffered Fiber Optic Cable	M: Metallic Splice Body  C: Coming Soon

#### Example part number: RMS-1-1-1-M

[Rugged Mechanical Splice Kit, OM1 62.5/125 $\mu$ m Fiber, Prefilled with Index Matching UV Epoxy, 1.8- 2.0mm Jacketed Loose/ Semi-Loose Construction Fiber Cable, Metallic Splice Body]

Contact COTSWORKS' sales team for additional information and pricing options.

COTSWORKS and the COTSWORKS logo are registered trademarks of COTSWORKS, INC. COTSWORKS reserves the right to change, alter, or revise this document without notice unless otherwise agreed to.

